






TOB0007 Sinnesorgane

Signatur	Titel	Bild
BIO0124	Das Auge	 <p>A white Braille diagram of the human eye, showing the cornea, iris, lens, and retina. Braille labels are placed around the diagram to identify various parts.</p>
BIO0194	Querschnitt durch die Haut	 <p>A white Braille diagram showing a cross-section of human skin. It illustrates the epidermis, dermis, and subcutaneous tissue, along with various skin appendages like hair follicles and sweat glands. Braille labels identify these structures.</p>
BIO0216	Außenohr, Innenohr und Mittelohr (Mensch)	 <p>A colorful Braille diagram of the human ear. The outer ear is shown in white, the middle ear in orange, and the inner ear in blue. Braille labels are used to identify the external ear, middle ear, and internal ear components.</p>
BIO0345	Wichtige Felder der Großhirnrinde	 <p>A white Braille diagram of the cerebral cortex, showing the various gyri and sulci. Braille labels indicate the different functional areas of the brain's outer layer.</p>
BIO0346	Gliederung und Funktion des Gehirns	 <p>A white Braille diagram of the brain, showing its overall structure and the division into different functional regions. Braille labels describe the various parts and their functions.</p>

BIO0360	Geschmacksfelder der Zunge	
BIO0517	Riechfeld des Menschen	
BIO0518	Nah- und Fernakkomodation	
BIO0519	Drehsinnesorgan in der Ampulle des Bogenganges	
BIO0520	Lagesinnesorgan im Vorhof	

BIO1007

Die Geschmacksknospe

