
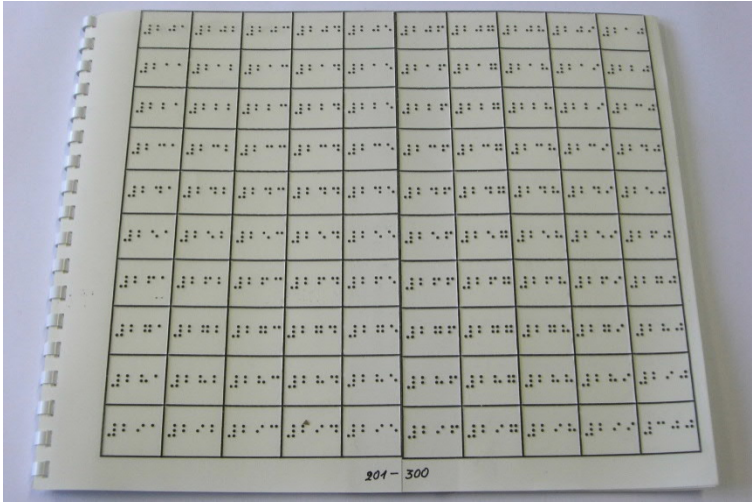





Inhalt TKM0003, Tausenderraum


Inhalt	Bild
1000er-Feld	
1000er-Buch	
1000er-Strahl	

Inhalt	Bild
<p>Zehner Systemsatz - Kunststoffplatten, - stäbe und -würfel in einer 1000er-Box</p>	
<p>Dezimal-Flip</p>	

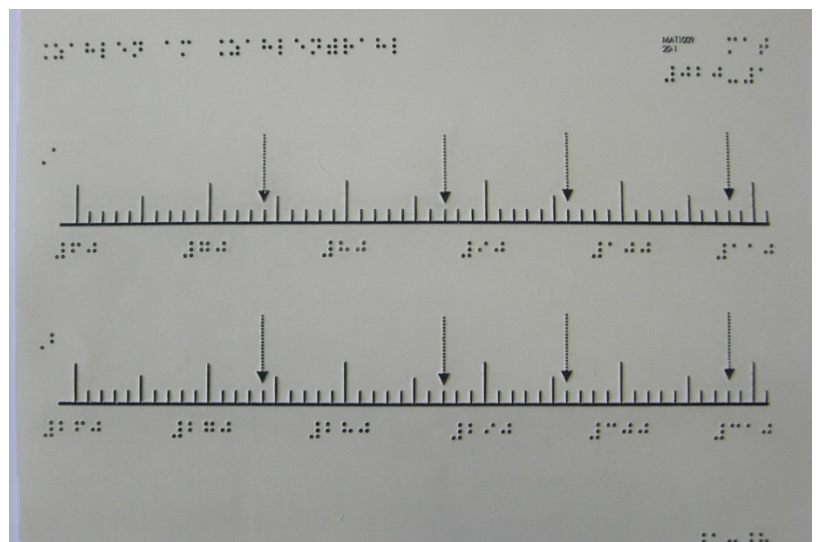
Inhalt

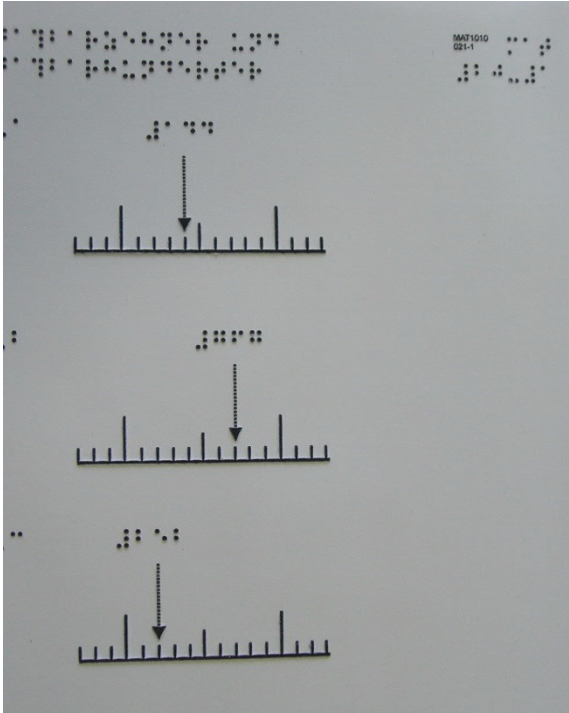

Bild

Zahlen finden in der
1000er-Tafel
(4 Seiten)





Zahlen finden am
1000er-Strahl
(8 Seiten)



Inhalt	Bild
<p>Nachbarzehner und -hunderter</p>	 <p>The image shows three examples of number lines. Each example consists of a horizontal line with vertical tick marks. Above each line, there are Braille characters. A dashed arrow points from the Braille characters down to a specific tick mark on the number line. The first example shows a tick mark at the 10th position, labeled with Braille for 10. The second example shows a tick mark at the 100th position, labeled with Braille for 100. The third example shows a tick mark at the 10th position, labeled with Braille for 10. The text 'MAT1010 02-1' is visible in the top right corner of the image.</p>
<p>Blanko-Zahlenmauern mit der Basis 3,4 und 5 (jeweils 5)</p>	 <p>The image shows a blank grid of 5x5 squares, intended for use as a number pyramid template. The grid is composed of small squares arranged in a larger square shape. The grid is intended for use as a number pyramid template, with the number 5 in the top row, 4 in the second row, 3 in the third row, 2 in the fourth row, and 1 in the fifth row.</p>

Inhalt	Bild
<p>exemplarische Zahlenmauern mit unterschiedlich ausgefüllten Feldern (4 Seiten)</p>	
<p>Blanko-Zahlendreiecke (5 Stück)</p>	

Inhalt	Bild
<p>Zahlendreiecke mit unterschiedlich ausgefüllten Feldern (3 Seiten)</p>	
<p>Blanko Stellenwerttafeln (5 Stück)</p>	

Inhalt	Bild
<p>Stellenwerttafeln mit exemplarischen Zahlen</p>	
<p>Übersicht: Quadratzahlen</p>	
<p>Übersicht: Dreieckszahlen</p>	