

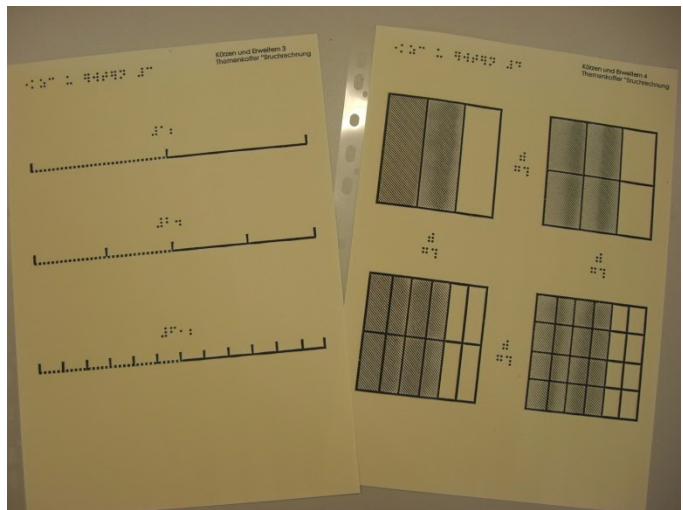
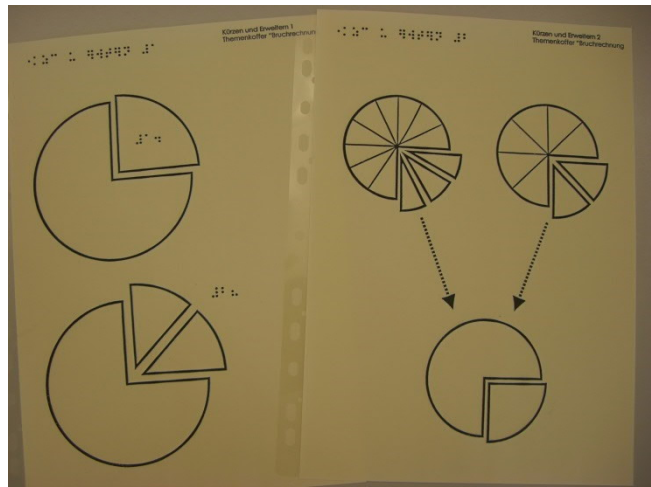
Inhalt TKM0011, Brüche

Inhalt	Bild
<p>Bruchrechensatz (linear) im Sortierkasten mit passendem Einlegebrett</p>	
<p>Bruch-Set (Kreis) im Sortierkasten mit passendem Einlegebrett und Gummibändern</p>	
<p>100er-Steckbrett</p>	

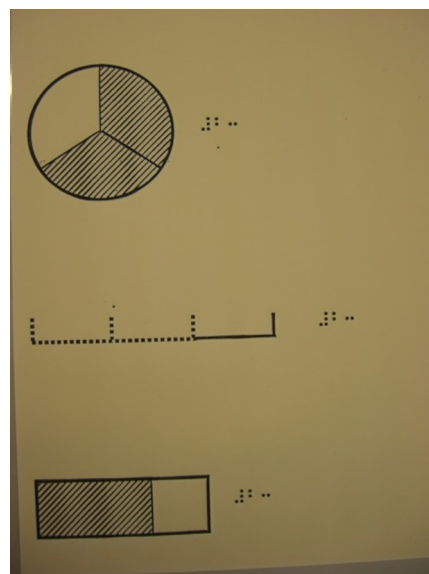
Inhalt

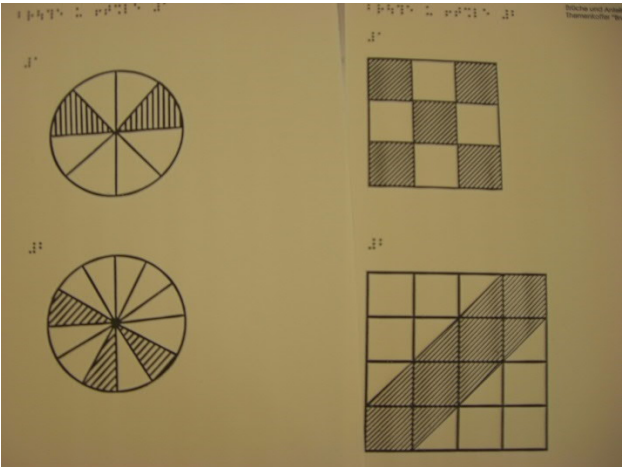


Bild

Arbeitsblätter: Kürzen und Erweitern



Arbeitsblätter:
unterschiedliche
Darstellungsweisen



Inhalt	Bild
Arbeitsblätter: Brüche und Anteile	 <p>The image shows two pages of hand-drawn worksheets. The left page features two circles: the top one is divided into 4 equal sectors with 2 shaded, and the bottom one is divided into 8 equal sectors with 4 shaded. The right page features two 4x4 grids: the top one has 5 squares shaded in a checkerboard pattern, and the bottom one has 10 squares shaded along a diagonal from the top-left to the bottom-right.</p>
Arbeitsblätter: Brüche sortieren	 <p>The image shows two printed worksheets. The left worksheet includes a circle divided into 3 equal sectors with 2 shaded, a number line with 5 tick marks, and a 2x3 grid with 4 squares shaded. The right worksheet includes a circle divided into 3 equal sectors with 1 shaded, a circle divided into 3 equal sectors with 2 shaded, two horizontal bars each containing 4 'x' marks, and a circle divided into 5 equal sectors with 1 shaded.</p>
Übung: Labyrinth	
Dose mit unbeschrifteten Bruchrechnenkreisen	 <p>The image shows a collection of colorful fraction circles on a grey surface. There are six circles in total: one orange circle divided into 2 parts, one yellow circle divided into 4 parts, one blue circle divided into 3 parts, one green circle divided into 2 parts, one green circle divided into 3 parts, and one red circle divided into 8 parts.</p>